



Scan&Cut—Folieskærer

Udskær tekst eller mønster


Vigtigt! Tjek at kniven står på standard (2,5)




Vælg "Pattern"



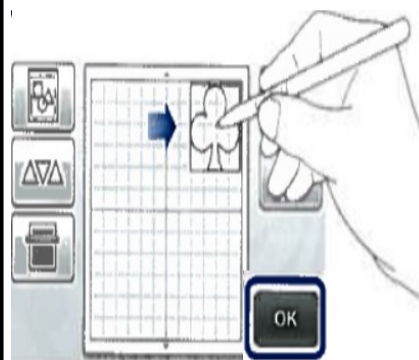
Vælg kategori



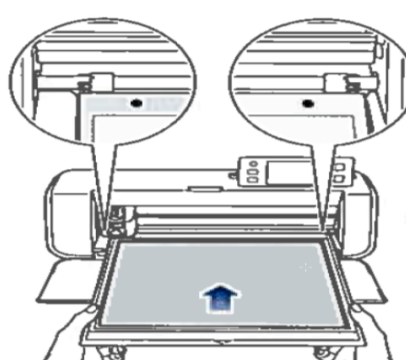
Udpeg mønster



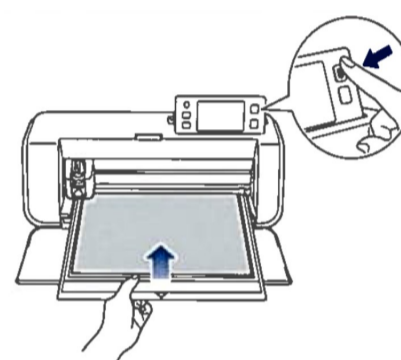
Rediger



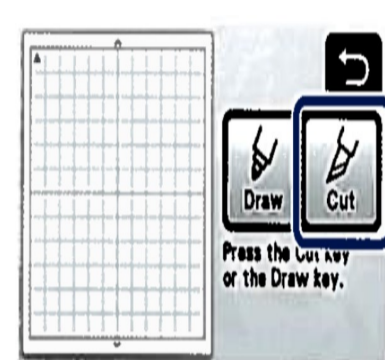
Placer mønster



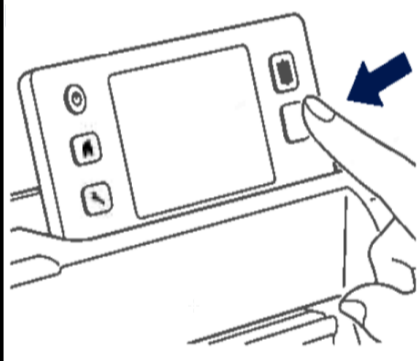
Sæt måtten ind



Tryk på "Feed"



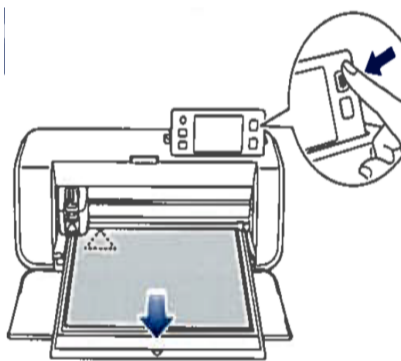
Vælg "Cut"




Tryk på "Start"



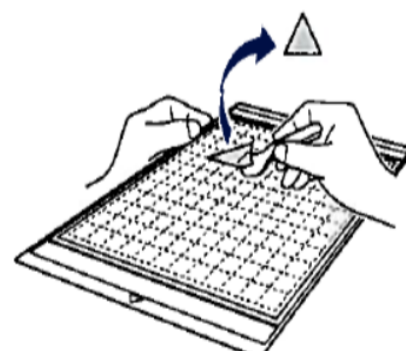
Skæringen kører



Tryk på "Feed"




Fjern materialet

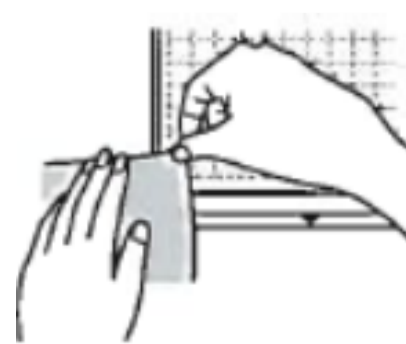


Tag mønsteret

Brug af måtte



Fjern plastik



Test klæbning



Placer materiale



Glat materialet